

# GESP Project Development Process



Below are six steps for Guaranteed Energy Savings Program (GESP) participants and the estimated amount of time for each.







START



FINISH



# GESP Project Development Process Details

	Process Step	Activities	Typical Duration	Milestone
	<b>Opportunity Assessment</b>	Meetings with Dept. of Commerce to review GESP, B3 data, facility needs, issues, and goals	1–3 months	Joint Powers Agreement
	<b>Define Project Goals</b>	Work with team to set goals for: energy savings; GHG emission reduction; renewable portfolio; building public disclosure; job creation. Secure leadership buy-in. Assign project champion.	1–3 months	Issue Site-Specific RFP
	<b>ESCO Selection</b>	Request for Proposal (RFP) evaluation and Energy Service Company (ESCO) selection	2–4 months	Issue Work Order Contract
	<b>Project Development</b>	Perform Investment Grade Audit to develop project scope, cost, savings, and funding	3–6 months	Issue Work Order Contract Amendment
	<b>Project Implementation</b>	Installation of energy conservation measures (ECMs)	6–12 months	Certification of Final Completion and Acceptance
	<b>Performance Period</b>	Review Measurement & Verification (M&V) reports	5–25 years (on-going)	Annual M&V Report